



of
Weavers, Spinners
and Dyers

The Shuttle

March 2024

Website: www.kennet-valley-guild.com

Facebook: @kennetvalleyguild

DATES FOR YOUR DIARY

Sat 6 th April	Guild Meeting & AGM – Shared Lunch: please bring in items to share, with labels to say if they meet any special dietary requirements, eg vegetarian AM: AGM PM: Social
Sat 4 th May	Guild Meeting AM: Social PM: Speaker tbc
Sat 1 st June	Guild Meeting AM: Social PM: Speaker tbc
Sat 6 th July	Guild Meeting AM: Social Shared Lunch – please bring in items to share, with labels to say if they meet any special dietary requirements, eg vegetarian PM: Speaker tbc
Sat 7 th & Sun 8 th Sep	Southern Wool Show at Newbury Racecourse

GUILD MEETINGS

The usual agenda for Guild meetings is:

10.00 a.m.	Hall open for sociable crafts
1.00 p.m.	Business Meeting
1.30 p.m.	Show and Tell
2.00 p.m.	Speaker

Some meetings are different, and as such are noted above. Please check so as not to be disappointed.

Members are requested to follow any requests with respect to social distancing, masks and similar. Please help your Committee by putting your own and your neighbour's chair away at the end of the day.

There will still be some Friday Morning Zoom meetings each month, the precise details are arranged each month. If you want to join any of these, please let Nicky, the webmaster, kvgwebmaster@gmail.com know so that she is able to send you an invitation to the events. Thank you.

Anne-Marie Howe, Speaker Secretary

CHAIRMAN'S CHAT

Hello everyone, I hope you are all well.

I was very busy in the run up to Christmas as I'm sure you all were. My time was spent with my family which was really lovely and great fun too.

I went to a Fabric/Quilting show at the Maltings in Farnham in January. This was my first time attending a fabric show and it was so enjoyable as are the unravel shows. I find the exhibitors very friendly and helpful. I got some beautiful silk and other fabrics and notions. I also got a few bargains towards the end of the show so all in all a really lovely day.

As ever I have been dog sitting resulting in my daughter's dog running out of the front door when my husband came home he was quickly followed by our dog. Luckily my husband was after them quickly but left his phone at home in the rush, so I had no way to contact him. I did a search myself and asked a few people to let me know if they saw them. A kind neighbour found them and came to tell me where they were, so I was able to bring the lead and capture the little runaway. All was well in the end thank goodness.

I am trying to think ahead to spring now and maybe decorating some rooms in the house but I will have to try and work out how to go about things as last time we decorated it wasn't very successful due to spilling paint, falling off a ladder and spilling a bucket of water etc.

I have a wonderful weekend to look forward to in mid-March my daughter and I are going to Durham for her wedding dress fitting and we hope to get a room with a runway (not the ones at airports). I will be taking a supply of tissues as I'm sure I will feel emotional. I shall look forward to meeting up with the in laws who will be joining us for the fitting. We wanted them to experience this part of the wedding preparations.

I shall look forward to seeing you all at the next meeting in the meantime enjoy your crafts.

Pat Christmas

GUILD DEMONSTRATIONS

For details of Guild Demonstrations, please refer to the Demonstrations Folder available at the Guild meetings or email Stefanie at kvqdemonstrations@gmail.com.

The new year is beginning, and we already have some shows in the diary. We will be demonstrating at the following venues, but more may well appear during the course of the year. Please keep an eye/ear out for them.

- Sunday 5th May: Lambourn Show, Lambourn Woodlands
- Sunday 16th Jun: Berkshire Young Farmers, Newbury Showground
- Sun 25th/Mon 26th Aug: Uffington White Horse Show, Uffington
- Sat 7th/Sun 8th Sep: Southern Wool Show, Newbury Race Course
- Sat 21st/Sun 22nd Sep: Newbury Show, Newbury Showground

If you would like to attend a Guild demonstration day, please sign up in the folder or contact the Demonstrations Secretary by email (kvgsdemonstrations@gmail.com). The exception is for the Uffington Show, please talk to Lynne Harper about this, as she is coordinating that demonstration.

It is essential that the Demonstrations Secretary knows that you will be attending to ensure that you are covered by Public Liability Insurance. Please note that the KVGSWD will under no circumstances be responsible for any theft, loss or damage caused to B. This includes use of such equipment on Guild demonstrations. Each Guild Member will be responsible for their equipment. They should check their own house contents insurance policy to see if they are covered for use of their equipment anywhere outside their homes.

Stefanie Rachmann-Davies, Demonstrations Secretary

SHOW-AND-TELL

Just a short report this time as there was no Show-and-Tell in December (we had the Fashion Show instead) or January as we were busy with the mini- workshops.

February We had two items on the table.

Jennifer Thompson had promised her grandson a rug for his room at university. She sorted out some old, slightly matted, fibres that were no longer suitable for spinning and made a rug on her peg loom. The mixture of earthy colours blended beautifully and produced a cosy rug that was far too good for a student's room, so she is keeping it for herself. This means her grandson is still waiting for his rug so she will be digging into her stash again.

Lynne Harper showed us a swatch of woven fabric and a teddy bear made from it. The fabric was woven in blue and white using a construction called Overshot which has a raised pattern over a contrasting plain weave background. The fabric was woven by Lynne while she has been demonstrating with the Guild at various events. The bear has been named Evershot.

Lynne Bond

GUILD TROPHIES

Trophies awarded since the last Shuttle

December 2023 meeting:

Christmas Trophy (for 'Fashion Show'): Jenny Goss

Upcoming Trophies

April 2024: June Young Trophy

May 2024: Beginner Spinners' Trophy
Spinning Trophy
Beginner Weavers' Trophy
Weaving Trophy

First of all Congratulations to Jenny Goss for winning the Christmas trophy. There were great entries as always. Thanks to everyone who entered. Jenny's jacket was the winner, voted for by members at the Christmas meeting. Amazingly the jacket was still being woven a week or so beforehand! From beginner weaver in early 2023 to Christmas trophy winner! Well done Jenny.

The next trophy to be awarded will be the June Young Trophy. This trophy, given in memory of Roy's wife, is awarded for service to the Guild and voted for by the committee. However, members can nominate other members who they feel qualify. Service to Guild covers many things. It can be, for example, for promoting the Guild; for helping to make our Guild the welcoming place it is; for helping new members; for washing cups left in the sink! I'm sure you can think of lots more. If you would like to nominate someone, please let Pat Christmas or any other committee member know. The trophy is awarded at the AGM in April.

In May we award four trophies. Beginner weavers, beginner spinners, weavers, and spinners. For the beginner weavers and beginner spinners we are very happy to see entries from all beginners. You might have been on the beginner weavers' course or learned from a friend or a book or You tube etc. All entries are welcome as long as this is your first entry for a weaving or spinning trophy or you have tried a different method of working. E.g. spindle spinning to wheel spinning or e spinning; rigid heddle to shaft loom. If you think you are a beginner, please do enter.

Because I have left it rather too late to ask weavers and spinners to do anything too complicated (I'm blaming it on my house being flooded and all of my craft stuff either in storage or packed away but it could be that I just forgot. 😞), can you please look at your 'stash' and weave or spin something from there. In both cases it only needs to be a sample. A small piece of weaving or a small skein. Maybe you would like to try a new technique to you? If you do, please add a note to this effect with your sample. Challenge yourself!!

Looking forward to seeing what you come up with from your hidden treasures.

Jennifer Thompson

GUILD COURSES

Currently there are no workshops or courses planned. The Guild is still looking for a Course/workshop secretary.

Welcome to New Members.

Welcome to the following members who have joined the Guild since the last Shuttle was published. Watch out for them at meetings, and please talk to them and introduce yourselves to them.

Margaret Brownlie	Kim Child	Christine Hilmi
Bev Kennedy	Katharina Kronig	Michelle Schneider
	Maureen Taylor	

Some Sad News

We have just heard some sad news, Ruth Saunders, a valued member of the Guild, has passed away at the age of 107. There will be an obituary in the next Shuttle.

Our thoughts are with her family. Ruth will be missed by all who knew her.

NOTICE OF KVGWSD 2024 ANNUAL GENERAL MEETING

The Annual General Meeting of the Kennet Valley Guild of Weavers, Spinners and Dyers will be held at St. Mary's Church Hall, Greenham, at 11am on Saturday 6th April, followed by a shared lunch.

No current committee members need to stand down this year. There is one open position, that of Workshop Secretary, but this position does not require endorsement by a vote at the AGM.

Please support your committee by attending the AGM on 6th April.

The current committee :-

Chairman (Pat Christmas).	Vice Chairman (Janet Dunbar).
Secretary (Marion Proctor).	Treasurer (Jenny Goss).
Membership Secretary (Lynne Harper).	Speaker Secretary (Anne-Marie Howe).
Demonstration Secretary (Stefanie Rachmann-Davies).	
Workshop Secretary (vacant)	

ARTICLES

December Meeting and Fashion Show.

December is always a gentle sociable meeting, a pause in the hectic run up to Christmas. This year was no different. The morning was full of friends chatting away. If chatting was not enough to fill their time (heaven forbid!) then Gill Meadows had provided plenty of mental challenge, both written Quiz sheets, and a set of pictures taken from odd angles or zoom levels for us to identify. Thanks, Gill for continuing the tradition and providing these again.

In addition, those who wanted to were able to take part in the Christmas present swap. They brought in a wrapped present, stash/self-made or under £5, and handed them to the coordinator, Sue Davies. Sue, in turn gave both the giver and the present numbers (not the same one! Around lunch time the swap was done, each participant received the gift with the same number as their own. The gifts were all very varied, and much appreciated. Thanks go to Sue for being the core of this festive activity.

It always amazes me how wonderful a banquet, full of differing yummy foods appears without any pre-planning about who will bring what dish. The tables are always groaning with fabulous items. Roy and his helpers managed to place it all out and ensure that plates and cutlery is at hand.

After we had all had our fill, and the tables were considerably lighter, it was time for the Fashion show. This chance for us to see some of the results of members efforts during the year. This December saw jackets, a waistcoat, shawls and a hat among others, and all superb. I'm pleased that it is chosen by a vote, because the responsibility of choosing the recipient of the shield seems to be too much to be on one person's shoulders alone.

As Jennifer mentioned earlier in this issue, Jenny Goss's jacket was a worthy winner, especially as she had only started weaving in January. However, that is not to denigrate the other entries, which were all excellent. You can see the range in the pictures in the middle of this Shuttle.

Thanks to all who made possible this pleasant meeting, leaving us all refreshed and ready to get back on the busy way to Christmas.

Lynne Harper

January Mini Workshops.

As usual we held mini workshops at the January Guild meeting, alongside the normal socialising which still went on. Four were run in the morning and three in the afternoon.

Jenn's peg-loom rug




SHOW and TELL

FEBRUARY

Evershot
and
Fabric



**December
Present Swap
—
Some of the
gifts**





**December
Fashion
Show
-
Jenny in
centre with
the Trophy**



**January
Mini-
Workshops**




**Needle
Tatting**



**Using a
Blending Board**



Macramé



**Circular Peg
Loom
weaving**






Kumihimo



**Triangulum
Knitting**



**Woven
Paper
Baskets**



**Whitchurch
Silk Mill
Talk**



There should have been four in the afternoon as well, but unfortunately the tutor was unwell, and not able to join us. The workshop subjects did not have a theme this year, but were all extremely interesting, and all taking part seemed to enjoy them, and most had a finished result by the end of the day.

Needle Tatting: Marianna introduced participants to the art of making lace using a tatting needle. Everyone was very involved and came up with a sample containing loops and chains. In fact, some were seen still working enthusiastically at the February meeting.

Using a Blending Board: Pat Christmas led this, showing how to blend a selection of fibres of various colours to produce rolags for spinning. Many members who did not participate in this session were looking on at the resulting rolags with a bit of jealousy.

Macramé: Laura Davey ran a session using macramé to create a fabric square. Pure chance that two knotting based crafts appeared on the same day.

Circular Peg Loom: Having shown a circular mat completed on a pegloom at a previous Show-and-Tell, Anne Reddan shared her skill, and showed how to create the circles on what seems to be a loom designed for creating rectangles. Some lovely circular mats were produced.

Kumihimo Braiding: Kath Clouston showed how to make a simple 8 strand Kumihimo braid. This was done on simple discs she had cut out of cardboard, showing that you do not have to spend a lot of money. However, she had also set up the same braid on her Marudai, and those participating got the chance to make their own braid on a cardboard disc, while having ago on the Marudai. Thus they were able to see the difference.

Triangulam Knitting: Sue Davies helped participants achieve triangles by knitting on double pointed needles. Second, and then third triangles were knitted by picking up from the previous ones, so a blanket can be knitted in triangles, but with no sewing together. Everyone seemed to pick this up quickly and ended with several triangles completed.

Woven Paper Baskets: Maggie Bradd came back to do Paper weaving with us, and showed us a way of recycling glossy magazines into waste bins or boxes that are both sturdy and thrifty.

I must thank all of the tutors for all they did to make these workshops successful. I know how much preparation is necessary to provide such workshops. It goes to show how much talent and experience we have within our own members, and perhaps you have some skill that you could share in the future. If so, please let one of the committee know about it. This workshop day was successful, and we may well look to run another later in the year.

Of course, I must also thank the participants, I hope that they all enjoyed taking part. It was also noticeable that a lot of other members present came and had a good look at what was going on, perhaps they'd like to join in next time we have a workshop day.

Lynne Harper

A few words from Julie.

I just wanted to say a few words about the workshops at last Saturday's KVG meeting.

I can't thank everyone enough for the most enjoyable day on Saturday. It was just what I needed after such a difficult time in my life. I really enjoyed the 2 workshops I attended- Peg Loom weaving with Anne Reddan and Triangular knitting with Sue Davies. I have plans to knit a small blanket very soon and I am already looking at buying a peg loom - a whole new rabbit hole to go down!

I enjoyed the crafts immensely but also very much appreciated being able to sit with and chat to guild members I hadn't met before. I'd certainly like to attend future workshops in this format again and I'd like to thank those guild members who lead the sessions - I really appreciated the effort they made to organise and run the event. I hope I will be able to reciprocate in the future.

Julie Fraser

Triangulum blanket workshop.

At the January 2024 meeting we enjoyed a variety of workshops including the knitted Triangulum blanket workshop. This involved using four double pointed needles, 4-ply or double knitting yarn, and knitting triangular modules by picking up stitches from one side of a knitted triangle and casting on the other 2 sides to form the next triangle. Although it sounds a little complicated, once you have managed to add the second triangle to the first, you have learnt all you need to know to finish the blanket. The method of adding a border to the blanket was by i-cord cast off.

Eight people attended the workshop. They brought along a variety of colourful yarns to use and their own double pointed needles. I gave everyone a copy of the pattern and was planning to take everyone through the various techniques during the afternoon. I was amazed to see how well everyone got on under their own steam. It made my afternoon very easy. Of course no-one finished the whole blanket, but everyone had the skills to go away and continue with it on their own. I look forward to seeing how they progress, and perhaps when they are finished, we can all see them during a show and tell.

I believe we are planning to have further workshops later in the year. If anyone is interested in having a go at Triangulum knitting, I would be happy to run another half-day workshop.

Sue Davies

Using the Blending Board.

As the possessor of a large stash of fleece in many colours but small quantities, I decided that the blending board workshop in January was just what I needed to reduce the volume.

I was lucky enough to receive an Ashford blending board from Santa Claus in December, so armed with board and fleece I sat down to find out from Pat Christmas how to get going.

Pat explained how to use the board and how to fill it with fleece to get the best out of your colour combinations. After we had mastered the basic technique of blending and removing the rolags from the board, Pat showed us how to add other fibres such as sparkly Angelina and silk noils to give a textured effect. I had found a couple of very old bags of tri-lobal nylon (remember that anyone?) in bronze and gold which worked well and for which I now have a use.

At the end of two hours, I had lovely selection of rolags to spin and the prospect of finding out whether my colour combinations worked or not. Many thanks to Pat for the introduction to the blending board. Now to find time to get blending!

Janet Dunbar

Debbie Wheeler – Whitchurch Silk Mill, Feb Guild meeting.

At our February guild meeting we were treated to an informative talk by Debbie Wheeler from the Whitchurch Silk Mill. She covered the history of the mill, from the 1813 when building commenced to the present day. The mill has had many owners and has been through several transformations, including the addition of a floor between the two existing floors, a mill-race and a clock tower which was constructed to commemorate the defeat of Napoleon in the Battle of Waterloo. The mill had many changes of ownership and in the 1870's was run by a woman, which was unusual in Victorian times.

For many years the mill produced silk for Burberry raincoats and later, with another change of owners produced Ottoman silk fabric until the 1970's. In the late 20th Century the mill fell into a state of disrepair. Eventually it was restored as a working mill and is now managed by the Whitworth Silk Mill Trust. Today, after major renovations the mill continues to weave silk and has provided ribbons for films and period dramas. Their current project is a collaboration with Jane Austen's House weaving silk ribbons to commemorate the 250th anniversary of her birthday.

Debbie had brought a number of examples of silks and ribbons for us to see, and it was very interesting that the ribbons are all woven together and cut apart later. Whitchurch is unique in weaving them this way.

Throughout the year the mill welcomes visitors and offers guided tours of the building. It also runs textile-based workshops and hosts events and exhibitions.

For more information, please visit the mill website, <https://whitchurchsilkmill.org.uk/>.

Anne Reddan

Visit to Slimbridge Wetlands Trust.

Last week we decided to visit the Slimbridge Wetland Centre for the first time, and we were impressed by the range of birds we saw with swans, geese and ducks of which there were more types than I imagined possible. There were also flamingoes housed in purpose-built buildings and we saw avocets through a glass viewing window, so close we could almost reach out and touch them.

There were a good number of hides dotted around, we didn't get to them all, in fact we need to return to explore the rest of the site. We sat in several hides and with binoculars had a good view of the wildlife there. My favourite bird was the male Teal Duck with its striking green and chestnut and plumage on its head. We also saw pink footed geese, handsome in their grey plumage and pink bills and feet. They were quite unperturbed as we walked past them. I had no idea that there were so many different types of ducks and geese from parts of the world or even that ducks were classified into groups, depending on their habitat and manner of feeding.



The winter months are a good time to visit to see the many water-loving species that overwinter there. The hides are comfortable, and binoculars can be hired from the visitor centre. The estuary tower has far-reaching views of across the Severn Estuary and from May to October the Summer Walk is open across the coastal area to a pill box and shepherd's hut. Visitors can also book a canoe safari in an area of quiet waterways. As well as the many species of birds, visitors of all ages are also welcomed. The staff are helpful, and a range of workshops and activities take place throughout the year, including during half term week a



Mudfest for children. Wellies and a change of clothing recommended! The paths are

accessible, with boardwalks across some lakes. We will be returning, possibly next week with our grandson, but definitely to explore more of the site and enjoy the tranquillity on offer.

The Wildlife and Wetland Trust have ten sites around the UK and they are doing much conservation work to protect these wetland areas.

For more information: <https://www.wwt.org.uk/wetland-centres/slimbridge/> .

Anne Reddan

Charity Yarn.

We have such a lot of new members that I thought it would be useful to write a bit about our charity yarn bags. You may notice the bags sitting behind the door near the kitchen hatch and wonder what they are for.

As a guild we support various charities by making items such as blankets, socks, jumpers, hats etc. At the moment a lot of the items are heading for Ukraine, for refugees and for soldiers on the front line and soldiers who have been injured. Dignity blankets are also sent to the Royal Berks hospital.

I keep the bags of yarn at my house because there is nowhere to store them in the hall. I try to bring the large bag of DK yarn and the bag of dark coloured yarn for frontline soldiers to each meeting, but I also have bags of Chunky, 4ply, fancy, cotton and some 3ply. If you want any of these, please let me know and I will bring them to the next meeting. I also have patterns which I bring to each meeting.

The yarn in the bags is donated by members. I am always happy to be given a bag of odd balls for sorting out so if you are having a clear out of your stash, please do bring it in. If you would like to buy some yarn and donate a few balls that would be amazing too.

The yarn is for charity knitting but if you see something you like or need for one of your own projects, we just ask that you make a cash donation and this money will go towards postage of the items.

If you would like to know more about the charities we support or the items needed please talk to Rosie, Daphne or me at a Guild meeting.

I would like to say a HUGE thank you too to the members who arrive virtually every month with more knitted items. Without you the charity bags would remain full to overflowing 🧶. Your hard work is truly appreciated.

Jennifer Thompson

Braiding on a Marudai.

Watching people braiding on a Marudai seemed like a complex dance of warps being



crossed over each other in a seemingly random order. It looked vastly complicated but at the same time the gentle clink of the bobbins against each other was somehow soothing. Having had a Marudai for a year, it was time to learn how to use it. Having chosen a braid pattern and a with lot of help from Kath Coulston my warp was finally ready to use and it was time to learn my first ‘complex dance of warps’.

Step by step and with one eye on the diagrams I tentatively started moving the warps, two this way and two that way, forward, forward, back, back. Counting out loud I realised there was nothing random in the process, in fact it a carefully choreographed movement of warps, always in pairs, across the loom.

I began to relax and enjoy the repetitive movement of lifting and replacing the warps in their new positions. It didn't pay to be distracted though as it was too easy to forget where I had got to, so while the braid was growing it began to develop some unique features, too much red in one area and the spiral of pale dots created by a buff-coloured warp changing direction from right to left several times. Never mind this was my first braid and when it is finished it will be just the right length to secure the warp when transporting the loom.



Now, with increased confidence, I'm looking forward to trying different types of braids and eventually hope to make a braid for a project I have in mind but that is another story.

Anne Reddan

CRAFT SOCIALS

Aldbourne Braid Days

The next Aldbourne Braid Day is April 14th. The remaining dates for 2024 are June 9th, August 4th, October 13th and December 8th. All are Sundays.

The cost is £8.00 per head per day. Biscuits, cake and hot drinks are provided free of charge. Please contact me for directions and so that I can keep an eye on numbers.

Sal Shepherd

Weavers' Chat

The Guild weavers normally meet at Speen Parish Hall, Newbury, RG14 1RJ on the last Saturday of the month from 09.30 – 13.30. **The next meeting will be 23rd March 2024.** Other dates for 2024 are 20th April, 25th May, 29th June, 27th July, 28th September, 28th October and 26th November. All meetings from 9.30 a.m. until 1.30 p.m. The final meeting for 2024 will be 26th November from 9.30 a.m. to 4.30 p.m. with a shared lunch. £4.00 to cover the cost of the hall.

It is called "Weavers' Chat", but braiders can come with inkles, marudai etc and lace makers with pillows as it is all weaving. In fact, all Guild members are very welcome to come along to see what we are doing and find out what weaving is all about.

Please let me know if you are coming so that there is enough milk, biscuits and maybe cake!

Rosie Price

Moulsford Spinning & Craft Group

We meet on the **3rd Thursday of every month** at Moulsford Pavilion from **6.30pm – 10pm**. There are usually spinners, weavers, felters, a basketmaker and knitters there so do come and join us.

For more information contact **Linda Scurr** or **Rosie Price**

Newbury Crafters

Newbury Crafters normally meet on the **3rd Saturday of every month** at Speen Parish Hall, Newbury, RG14 1RJ from 2 – 5 pm. Come along to this social afternoon with your own craft project and meet people with other craft interests for an exchange of ideas.

For more details contact **Sue Davies**

The copy deadline for the June 2024 issue of the Shuttle is 11th May 2024. The email address is kvshuttleeditor@gmail.com